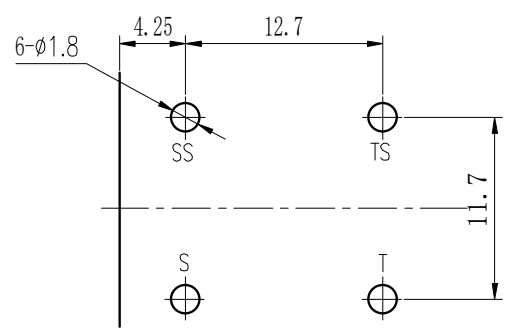
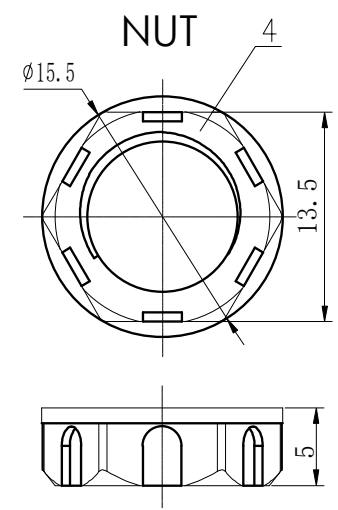
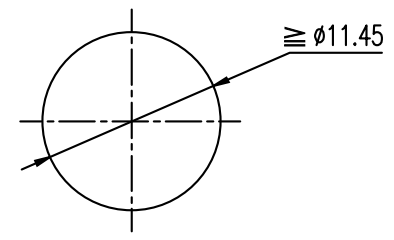


Electrical Schematic



PCB LAYOUT (TOP VIEW)

Tolerance: ±0.05



Panel Cutout

UNITS: MM

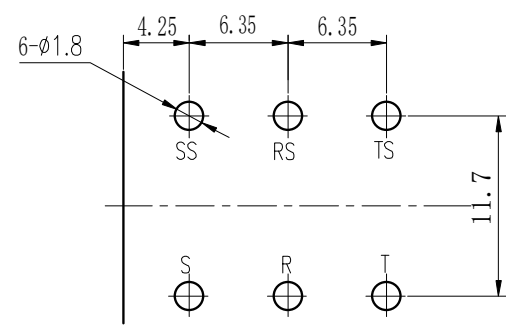
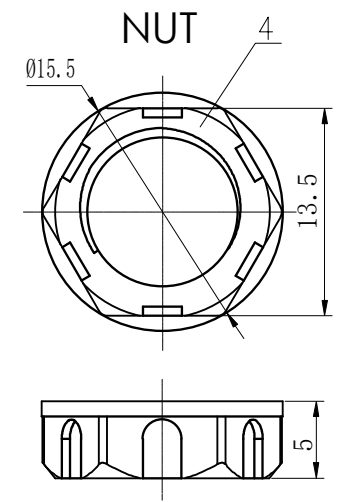
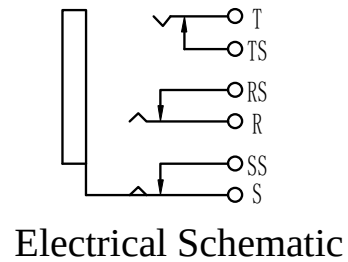
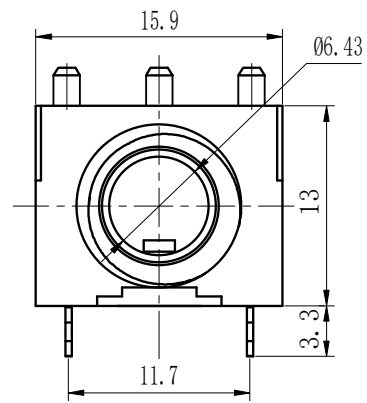
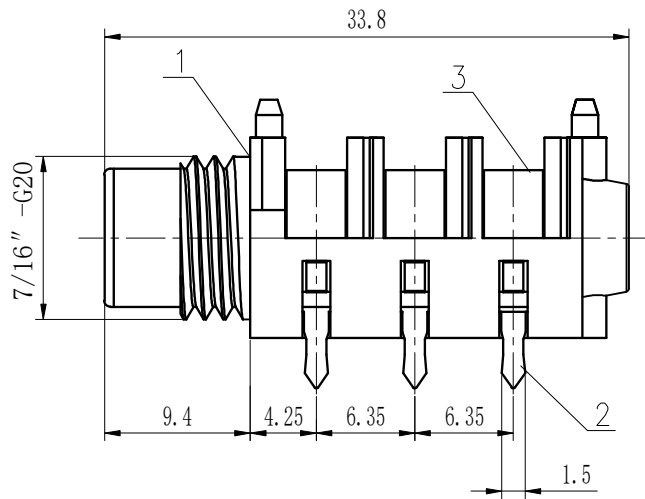
4	Nut	PA66 (UL94 V-0)	Black	1	Angles	±5°
3	Plug Contacts	Phosphor Bronze QSn6.5-01	Silver	2	>30mm~	±0.45mm
2	PCB Pins	Brass H62	Silver	4	10~30mm	±0.35mm
1	Body	PA66 (UL94 V-0)	Black	1	<10mm	±0.25mm
No.	PART	MATERIAL	FINISH / PLATING	QTY	Tolerances Unless Noted	

DESCRIPTION:  
**TJ Series, 2 Contact 1/4" TS  
 Jack, Horizontal PCB Mount,  
 Half-Threaded Nose**

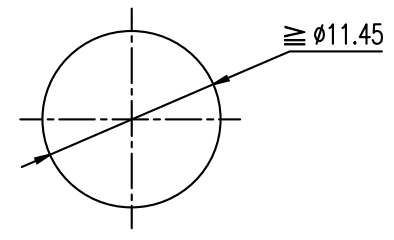
**Io Audio Technologies**

P/N: **IO-TJ4HH**

Sheet 1/1 REV: A4



Tolerance: ±0.05



UNITS: MM

No.	PART	MATERIAL	FINISH / PLATING	QTY	Tolerances Unless Noted
4	Nut	PA66 (UL94 V-0)	Black	1	Angles ±5°
3	Plug Contacts	Phosphor Bronze QSn6.5-01	Silver	3	>30mm~ ±0.45mm
2	PCB Pins	Brass H62	Silver	6	10~30mm ±0.35mm
1	Body	PA66 (UL94 V-0)	Black	1	<10mm ±0.25mm

DESCRIPTION:  
TJ Series, 3 Contact 1/4" TRS Jack, Horizontal PCB Mount, Half-Threaded Nose

**Io Audio Technologies**

P/N: **IO-TJ6HH**

Sheet 1/1 REV: A4